


THUMBNAIL SKETCHES

In his Notebooks, Frederick Hammersley would make multiple small variations on a single idea before arriving at the final composition for a painting.


These small, investigatory drawings are called thumbnail sketches.

They aid the artist in making choices about color and design.



Frederick Hammersley, Notebook #3 (detail), 1965–80. Getty Research Institute, Gift of the Frederick Hammersley Foundation © Frederick Hammersley Foundation.


Make six quick thumbnail sketches, all investigating a similar idea.



Which of your thumbnails do you like best?

What decisions did you make based on looking at all the small drawings together?

Make a large, final composition using your favorite thumbnail sketch as your guide.



Now that you've drawn your final composition, what will you title it? Fredrick Hammersley often played with words when he titled his artwork. Some examples are *See saw*, *Flar from perfect*, and *Insight out*.

Post your drawing on Instagram or Facebook with the tag **#NewMexicoMuseumofArt** for an opportunity to have your artwork featured on our social media!